

start here.

start here.

start here.

start here.

a museum guidebook

BLANTON MUSEUM OF ART

welcome

These activities have been designed to provide entry points into exploring the museum and art more generally. You can select one that speaks to you, work through all of them, or revisit them when the time is right.

reminders

- Please don't touch the art.
- No pens/markers in galleries. Pencils only, please!
- No food or beverages.




table of contents

museum map	02
collection areas	04
looking at art in an art museum	05
viewfinder	06
see, wonder, connect	10
thinking differently	11
gratitude practice	12



Austin by
Ellsworth Kelly



Major Exhibitions

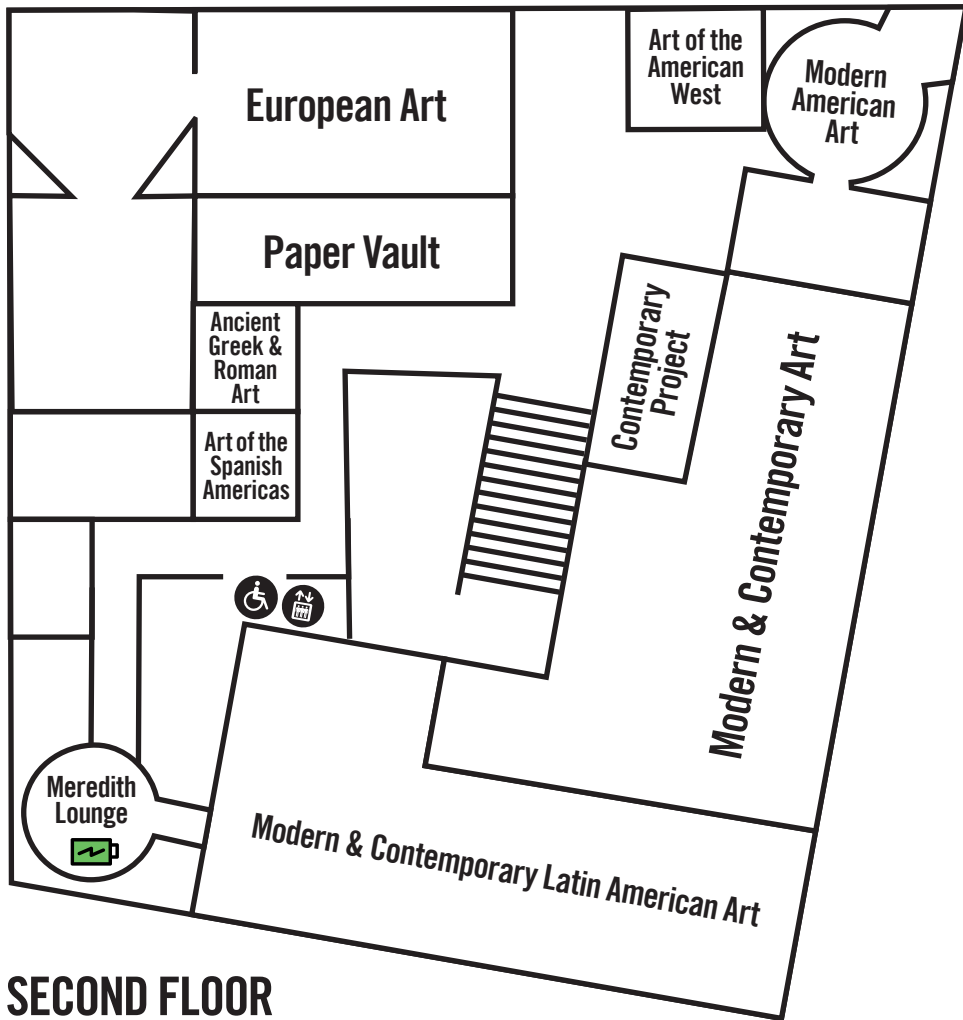
Atrium

FIRST FLOOR



Prints & Drawings

by appointment only



SECOND FLOOR

The three main collection areas at the Blanton are:

Latin American Art	Modern & Contemporary Art	European Prints & Paintings
<p>When you're in the galleries, sketch a quick line drawing, focus on a close-up detail, or make notes about something of interest.</p>		

When looking at art in an art museum...

Explore. Don't worry if you haven't studied art or art history yet. A "beginner's mindset" will let you see new sights—and wonder! You can learn to get comfortable with questions, ambiguity, and mystery. We'll offer prompts and tips in this booklet to guide you along.


Start with the art. Find a work that piques your interest. Begin by just looking! Try to spend five minutes looking at the artwork before reading its label.

Change perspective. Move back...sideways...look down and up, even lie on the ground! Look through a makeshift viewfinder (page 06) and notice how changing your view changes what you see.

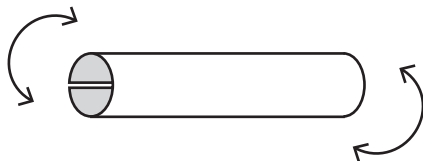
Slow down. A work of art reveals itself slowly over time. The invitation is to be present, activate wonder, and make connections to your own life.

Get comfy. Ask a Gallery Assistant (identified by their blue shirts) where you can borrow a portable gallery stool to use during your visit. Take a load off your feet, and get started by looking, thinking, drawing, and making connections.


1 Tear out the sheet to the right.



2 Roll it into a tube.



3 See in a new way!







On page 09, draw details of an artwork you see through the viewfinder. Try standing closer or farther away from the work (but be careful not to touch). What do you see?

VIEWFINDER VIEWFINDER VIEWFINDER
VIEWFINDER VIEWFINDER VIEWFINDER
VIEWFINDER VIEWFINDER VIEWFINDER
VIEWFINDER VIEWFINDER VIEWFINDER
VIEWFINDER VIEWFINDER VIEWFINDER
VIEWFINDER VIEWFINDER VIEWFINDER
VIEWFINDER VIEWFINDER VIEWFINDER
VIEWFINDER VIEWFINDER VIEWFINDER
VIEWFINDER VIEWFINDER VIEWFINDER
VIEWFINDER VIEWFINDER VIEWFINDER
VIEWFINDER VIEWFINDER VIEWFINDER
VIEWFINDER VIEWFINDER VIEWFINDER
VIEWFINDER VIEWFINDER VIEWFINDER
VIEWFINDER VIEWFINDER VIEWFINDER
VIEWFINDER VIEWFINDER VIEWFINDER

VIEWFINDER VIEWFINDER VIEWFINDER
VIEWFINDER VIEWFINDER VIEWFINDER
VIEWFINDER VIEWFINDER VIEWFINDER
VIEWFINDER VIEWFINDER VIEWFINDER
VIEWFINDER VIEWFINDER VIEWFINDER
VIEWFINDER VIEWFINDER VIEWFINDER
VIEWFINDER VIEWFINDER VIEWFINDER
VIEWFINDER VIEWFINDER VIEWFINDER
VIEWFINDER VIEWFINDER VIEWFINDER
VIEWFINDER VIEWFINDER VIEWFINDER
VIEWFINDER VIEWFINDER VIEWFINDER
VIEWFINDER VIEWFINDER VIEWFINDER
VIEWFINDER VIEWFINDER VIEWFINDER
VIEWFINDER VIEWFINDER VIEWFINDER
VIEWFINDER VIEWFINDER VIEWFINDER

THROUGH THE VIEWFINDER:



FIRST, CHOOSE A PROMPT:

Find an artwork that reminds you of something from your past.

Find an artwork that speaks to an issue that concerns you.

Find an artwork that is, in some way, like you.

Find an artwork that speaks to your journey & where you are now.

Find an artwork that speaks to your future goals.

Find an artwork that, for you, embodies pure joy.

THEN, USE THIS THINKING ROUTINE:

SEE What do you see?

WONDER What does it make you wonder?

CONNECT How does it connect to your life?

See, Wonder, Connect: Project Zero, Harvard Graduate School of Education.

Write about an artwork you encountered today that inspired you to think differently.

Don't forget to visit Ellsworth Kelly's *Austin*—an artwork that celebrates color, joy, and contemplation. Use the starburst window design to practice gratitude by writing around the circle.



- Visit blantonmuseum.org to see what's currently on view, check out our events, dive into our digital resources, and explore the collection virtually.
- Scan the QR code to jump directly to our audio guide and to learn more about Ellsworth Kelly's *Austin*.



BLANTON MUSEUM OF ART

@blantonmuseum f  